

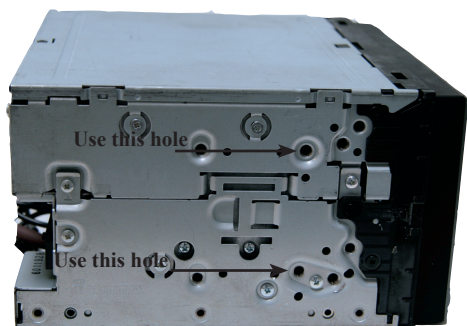


Installation manual for:
**Ford Focus 2004 --> / C-Max/ Fiesta
2006 --> / S-Max 2006 --> / Galaxy
2006 -- >**



Installation kit includes the following items:



- * 1X 2-ISO 110 mm. metal bracket
- * 1X Replacement panel
- * 1X Radio trim
- * 2X Mounting plates
- * 2X Mounting spacers
- * 4X Screws
- * 2X Cushion
- * 2X Radio keys



Kenwood DDX6029

We advice to use the following positions.
Other positions are also possible.

Use position 1 marked with a cross.
Use position 5 & 7 marked with an arrow.
Measured from left to right.



Kenwood DDX 7025

We advice to use the following positions.
Other positions are also possible.

Use position 1 marked with a cross.
Use position 14 & 16 marked with an arrow.
Measured from left to right.

* Mount the plates.

2-DIN CAW-1114-03/ CAW-1114-04 (Antracite) CAW-1114-05 (Silver)

1



Remove original radio.

2



Place replacement panel for Ford.

3



Place 2-DIN metal bracket

4



Place head unit and radio trim

Connect all of the needed wiring harnesses and check all connections carefully